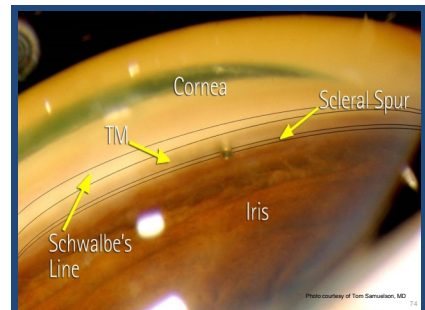
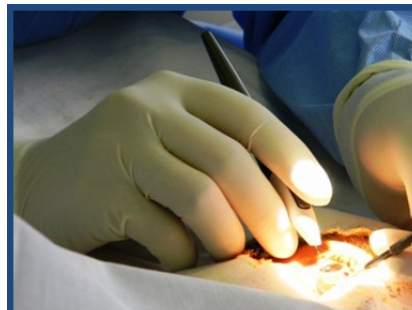
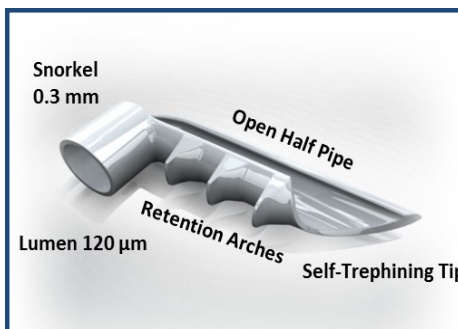



# NEW MICRO-INVASIVE SURGICAL IMPLANT FOR GLAUCOMA

The tiniest device known to be implanted in the human body, iStent is the first and only FDA approved, *ab interno* micro-bypass stent for the treatment of open angle glaucoma.

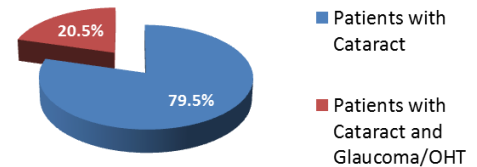
iStent is uniquely designed to deliver safe and effective IOP lowering therapy:

- Bypasses the primary source of resistance in the trabecular meshwork
- Uses the same incision as cataract surgery
- Astigmatically neutral
- Spares the conjunctiva for future treatment opportunity
- Overall safety profile similar to cataract surgery alone



Of the 3.5 million annual cataract procedures performed in the US, 20.5% of these patients are on a glaucoma medication

### Co-morbid Cataract and Glaucoma



>700,000 of co-morbid cases  
Majority mild/moderate

### iStent Design

- Surgical-grade, Non-ferromagnetic Material
- Pre-loaded, Single Use, Sterile System
- Stent Re-acquisition Capability
- Disposable Insertion System

To Order Contact:  
ERA Health LLC d/b/a  
Veteran's Health Medical Supply  
Med/Surg DAPA: SP0200-10-H-0103  
Equipment DAPA: SP0200-11-H-0082  
DBPA: SPM200-15-A-8756  
orders@vhms.com; (866) 771-7052

GLAUKOS®  
Changing Perspectives

For more information:  
www.glaukos.com

# iStent® Trabecular Micro-Bypass Stent – Brief Statement

**INDICATION FOR USE.** The iStent® Trabecular Micro-Bypass Stent (Models GTS100R and GTS100L) is indicated for use in conjunction with cataract surgery for the reduction of intraocular pressure (IOP) in adult patients with mild to moderate open-angle glaucoma currently treated with ocular hypotensive medication. **CONTRAINDICATIONS.** The iStent® is contraindicated in eyes with primary or secondary angle closure glaucoma, including neovascular glaucoma, as well as in patients with retrobulbar tumor, thyroid eye disease, Sturge-Weber Syndrome or any other type of condition that may cause elevated episcleral venous pressure. **WARNINGS.** Gonioscopy should be performed prior to surgery to exclude PAS, rubeosis, and other angle abnormalities or conditions that would prohibit adequate visualization of the angle that could lead to improper placement of the stent and pose a hazard. The iStent® is MR-Conditional meaning that the device is safe for use in a specified MR environment under specified conditions, please see label for details. **PRECAUTIONS.** The surgeon should monitor the patient postoperatively for proper maintenance of intraocular pressure. The safety and effectiveness of the iStent® has not been established as an alternative to the primary treatment of glaucoma with medications, in children, in eyes with significant prior trauma, chronic inflammation, or an abnormal anterior segment, in pseudophakic patients with glaucoma, in patients with pseudoexfoliative glaucoma, pigmentary, and uveitic glaucoma, in patients with unmedicated IOP less than 22 mmHg or greater than 36 mmHg after “washout” of medications, or in patients with prior glaucoma surgery of any type including argon laser trabeculoplasty, for implantation of more than a single stent, after complications during cataract surgery, and when implantation has been without concomitant cataract surgery with IOL implantation for visually significant cataract. **ADVERSE EVENTS.** The most common post-operative adverse events reported in the randomized pivotal trial included early post-operative corneal edema (8%), BCVA loss of  $\geq 1$  line at or after the 3 month visit (7%), posterior capsular opacification (6%), stent obstruction (4%) early post-operative anterior chamber cells (3%), and early post-operative corneal abrasion (3%). Please refer to Directions for Use for additional adverse event information. **CAUTION:** Federal law restricts this device to sale by, or on the order of, a physician. Please reference the Directions for Use labeling for a complete list of contraindications, warnings, precautions, and adverse events.